

Welcome to **Windows 7**



Lesson 6: Using the Internet

[Return to the Welcome to Windows 7 web page](#)



LABYRINTH
LEARNING

Using the Internet

■ In this lesson, you will:

- ▲ Use a World Wide Web address to surf directly to a website
- ▲ Identify the main components of a web address
- ▲ Use Internet Explorer to browse the web
- ▲ Create a favorite with Internet Explorer
- ▲ Perform a basic Google search on a specific topic

The World Wide Web

- The most dominant segment of the Internet is the World Wide Web (WWW), or “the web”



Web pages can have colorful graphics


You click “links” to jump to other pages



The web is only one of many technological pieces that make up the Internet.

Equipment Used to Connect

- Dial-up modems
- High-speed modems
- Routers
- Wireless routers
- Internet Service Providers (ISPs)



High speed modem



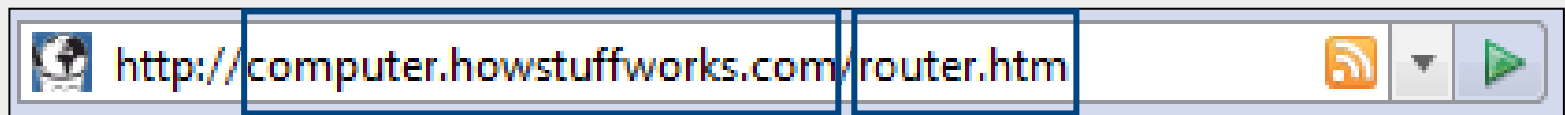
Dial-up modem connection

Connection Types

- Connection to the Internet is made possible through an Internet Service Provider (ISP)
- Connecting to an ISP:
 - ▲ Via telephone line using a dial-up modem
 - ▲ Via telephone line using a high-speed modem (DSL)
 - ▲ Via TV cable using a high-speed modem
 - ▲ Via a network at work or school
 - ▲ Via wireless connections, such as satellites, cell towers, and dish systems

Understanding URLs

- Every site on the Internet has a Universal Resource Locator (URL) address
 - ▲ Use the address to find and display a particular website (location)
 - ▲ Similar to finding a house by looking for its unique address; no two websites can have the same address

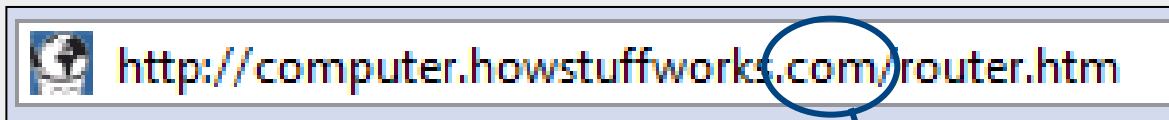


URL

The page you are viewing
at the location

Identifying Top-Level Domains

- Website addresses are divided into major domains
- The original domains were used to break Internet addresses into groups of websites with a common purpose



The domain (.com) appears at the end of the URL

.com

.mil

.edu

.net

.gov

.org

Using Hyperlinks

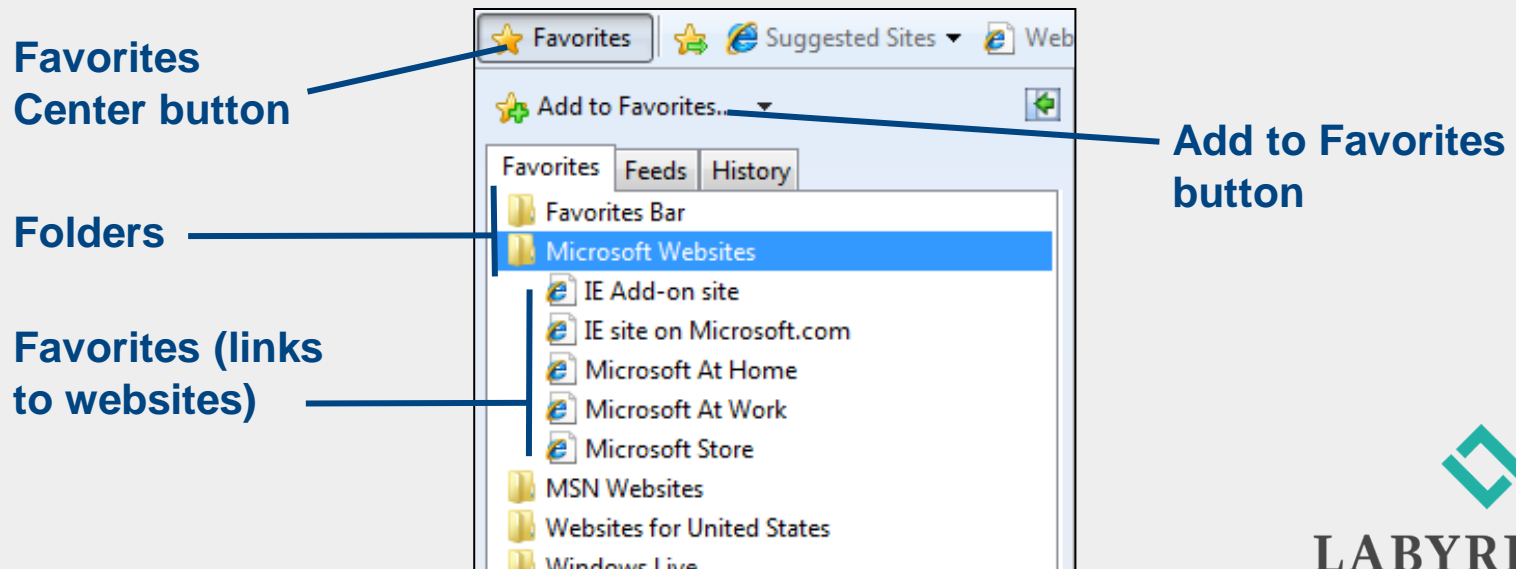
- A hyperlink (“link”) is text or a picture linked to another page on the web
- If you think of the web as a giant book, these links allow you to jump from one page to another in the book

When your mouse pointer is over a link in a web page, the pointer turns into a small hand



Creating Favorites

- *Favorite*—Link to a web page that you save in your browser
 - ▲ Make a favorite to easily return to a preferred web page
 - ▲ Internet Explorer allows you to save many addresses as favorites



Using Search Engines

- Search engines are specialized websites that help you find and sort information on the web

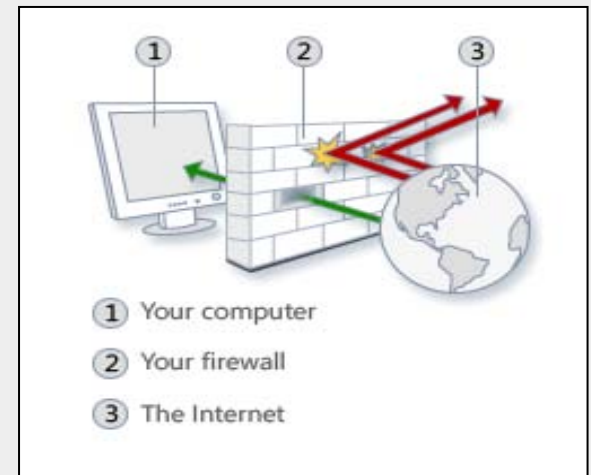


Think of a search engine as your own personal web librarian.

- Searching tips:
 - ▲ Pick a few key words to describe your search item
 - ▲ Be specific
 - ▲ Spell your search words correctly
 - ▲ Keep trying

Protecting Against Web Threats

- Defend your computer against potential Internet threats
- Two types of software handle most of the defense for your computer:
 - ▲ **Firewall software**—Acts much like the outer defensive wall on a medieval castle
 - ▲ **Antivirus Software**—Defends against small programs written to disrupt your computer



Welcome to **Windows 7**



Lesson 6: Using the Internet

[Return to the Welcome to Windows 7 web page](#)

