

BOOST YOUR SKILLS IN **COMPUTER BASICS AND WINDOWS 11**

# 2

## Starting and Controlling Apps

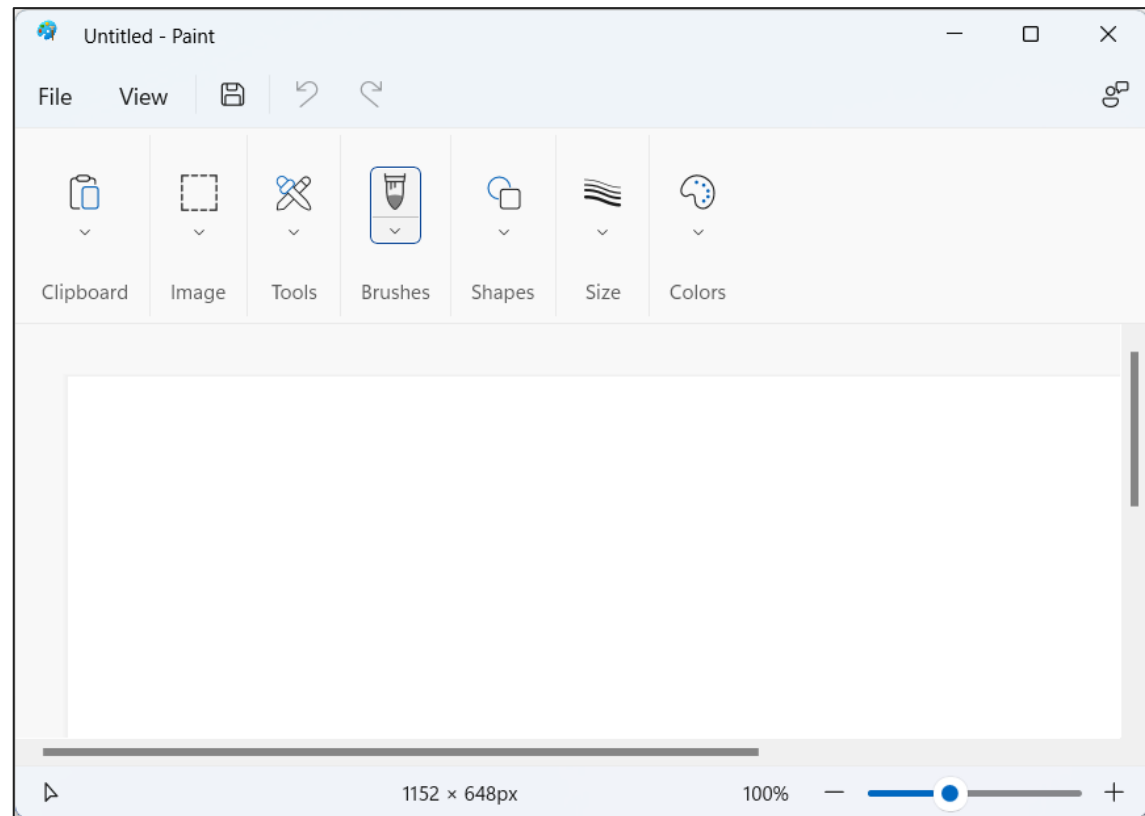
# Learning Objectives

- Minimize, maximize, resize, and move app windows
- Use touch controls
- Describe the basic features of the Windows 11 taskbar
- Multitask effectively using the taskbar
- Access commands using the notification area
- Use the Action Center

# Controlling App Windows

App windows have controls and features that are similar in most programs:

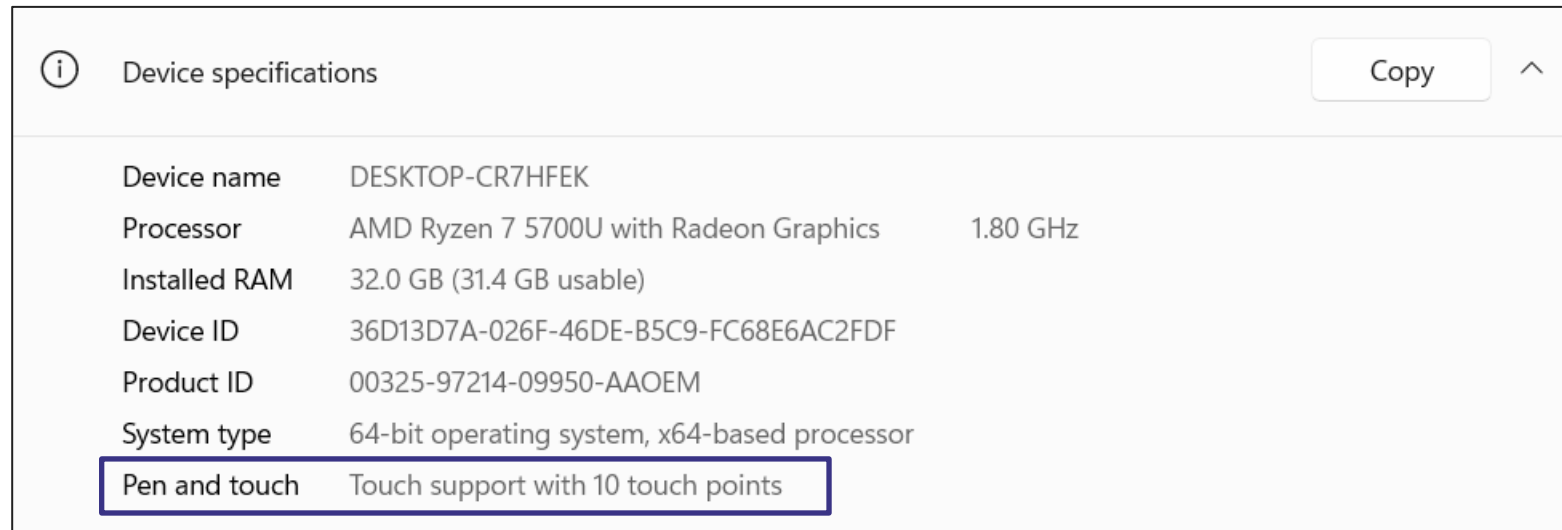
- Quick-sizing buttons
- Menu buttons
- Title bar
- Window resizing
- Snap feature



# Touch Controls

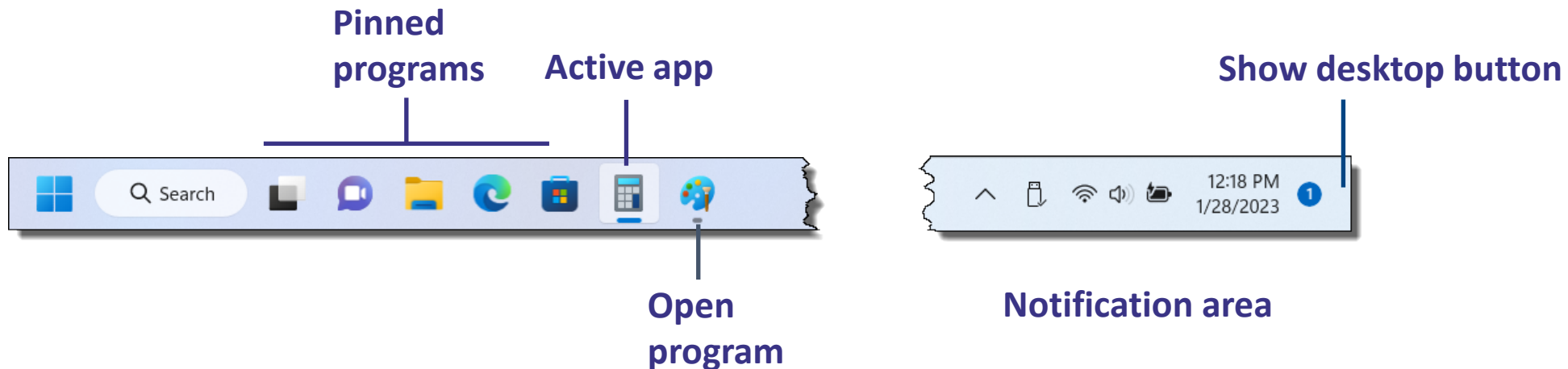
To check if a Windows 10 computer has a touchscreen, click Start→Settings→System→About.

- Look for the *Pen and Touch* section.



# Working with the Taskbar


- The taskbar runs the width of the Desktop at the bottom of the screen.
- The center section displays the apps that are open or pinned and the Start button.



# Action Center (Notifications)

The Action Center is a central location for information being shared by various apps.

- Information includes news alerts and available updates.



# Multitasking

- A computer can run multiple programs or operations at the same time, such as:
  - Checking email
  - Paying bills online
  - Playing music
  - Printing documents
- It can also run tasks and activities in the background, such as:
  - Downloading files
  - Virus protection
  - Updates